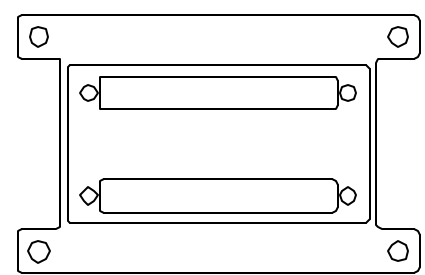
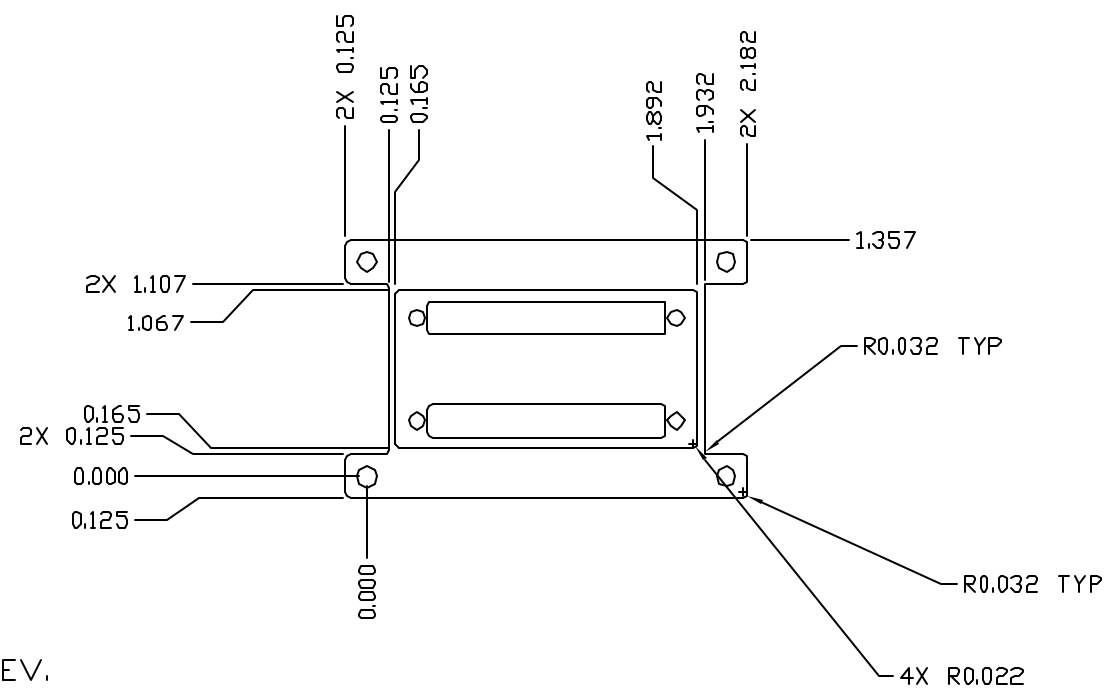
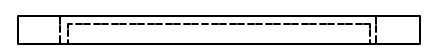
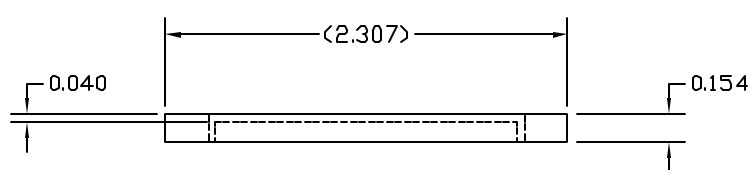
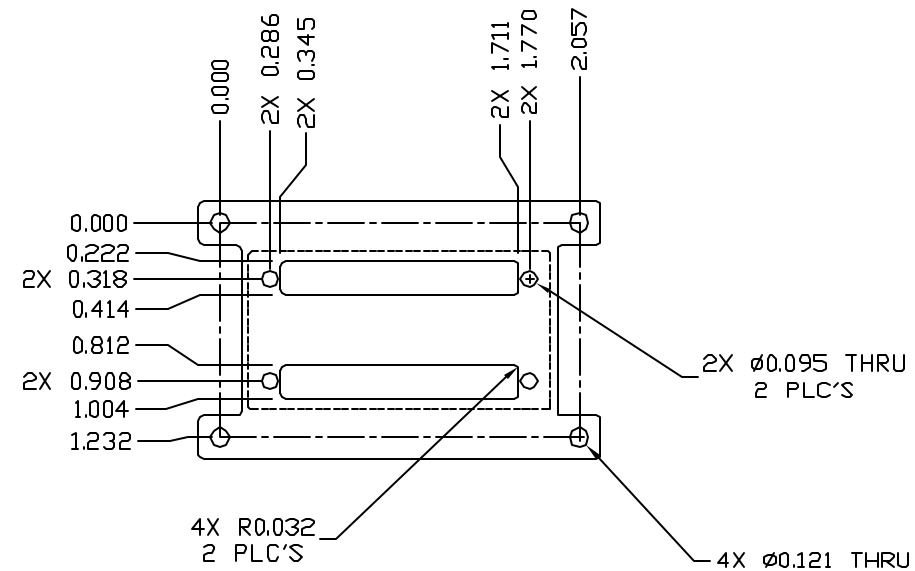


REVISIONS					
ECO	REV	DESCRIPTION	CHECKED	APPROVED	DATE
85-136	01	INITIAL RELEASE			
85-168	A	RELEASE			



- NOTES:
1. ALL DIMENSIONS ARE IN INCHES.
 2. RADIUS ALL EDGES AND CORNERS .01-.03, FILLET RADIUS .02 MAX.
 3. BAG AND TAG WITH PART NUMBER AND REV.
 4. CHEMFILM PER MIL-C5541, CLASS 3, CLEAR.

UNLESS OTHERWISE SPECIFIED DIMENSIONS ARE IN INCHES TOLERANCE: ANGLES +/- 1° 3 PLACE DECIMALS +/- .005 2 PLACE DECIMALS +/- .01		NAME	DATE	Massachusetts Institute of Technology Center for Space Research VOILA
MATERIAL ALUM. 6061-T6		DRAWN M. SMITH	8/18/04	
NOTE 4 FINISH		CHECKED		SUPPORT BRACKET NVIS CONNECTORS, INTERNAL
85-30300 VOILA		APPROVED		
NEXT ASSEMBLY	USED ON	RELEASED		SIZE B
APPLICATION		CAD FILE		FORM NO. 80230
				DWG NO. 85-30348
				SCALE 1:1
				REV A
				SHEET 1 OF 1